



 Scala a chiocciola disponibile con forma tonda o quadra;
Gradini in legno di faggio o rovere;
Palo centrale in metallo o legno (optional);
Ringhiera con colonne e tondini in acciaio cromato o verniciato;
Corrimano disponibile in legno o acciaio verniciato o in
acciaio cromato (optional).

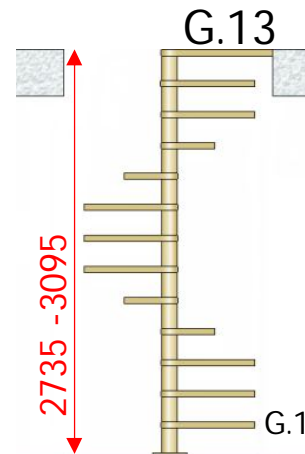
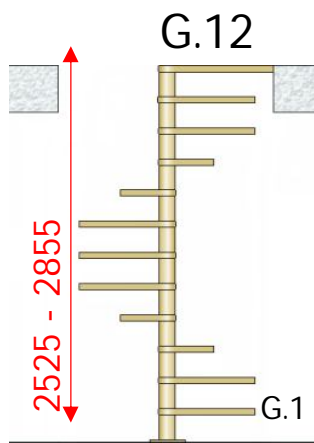
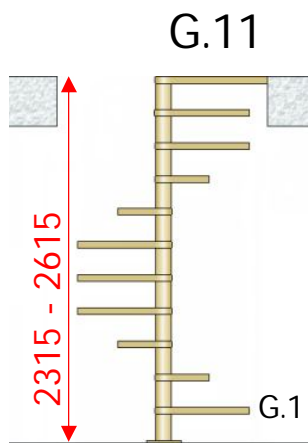
 Spiral staircase available with round or square shape;
Beech or oak wood steps;
Central pole in metal or wood (optional);
Banister composed of chrome steel or painted spindles and rods;
Handrail available in wood , chrome steel or painted (optional);

 Escalier en colimaçon disponible ronde ou carrée ;
Marches en bois de hêtre ou sapin ;
Poteau central en métal ou en bois (en option) ;
Garde-corps avec colonnes et tiges en acier chromé ou vernissé;
Main courante disponible en bois, acier chromé ou vernissé (en option):

 Spindeltreppe mit runder oder quadratischer Form erhältlich;
Stufen aus Buchenholz oder Eichenholz;
Zentralstange aus Metall oder Holz (optional);
Geländer mit verchromten oStahlsäulen und –stäben oder lackiert ;
Handlauf aus Holz, verchromtem Stahl oder lackiert erhältlich (optional).

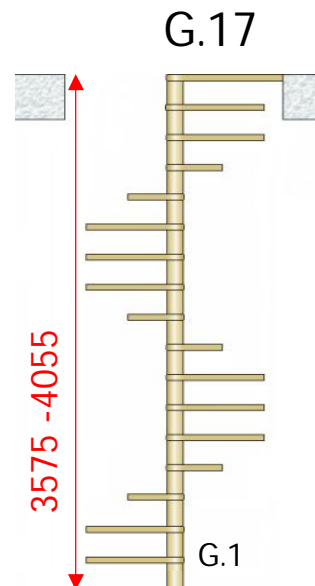
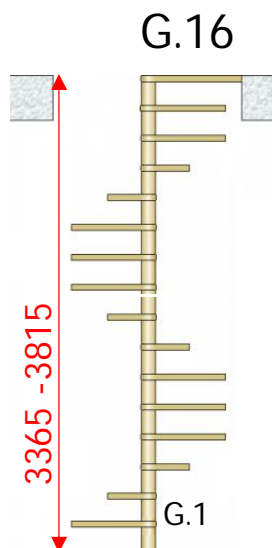
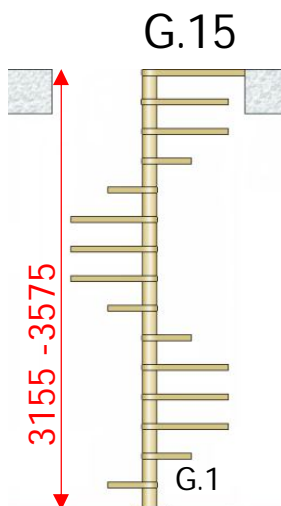
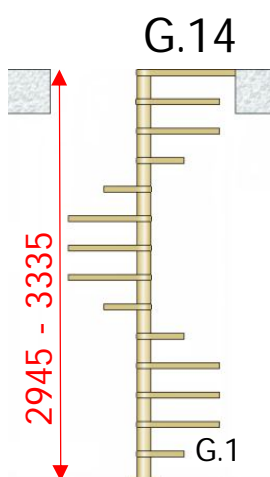
 Escalera de caracol disponible con forma redonda o cuadrada;
Escalones de madera de haya o roble ;
Poste central en metal o madera (opcional);
Barandilla con columnas y varillas de acero cromado o pintado;
Pasamanos disponible en madera, acero cromado o pintado (opcional).

Dettagli tecnici
 Technical details - Détails techniques
 Technische Details - Ficha técnica



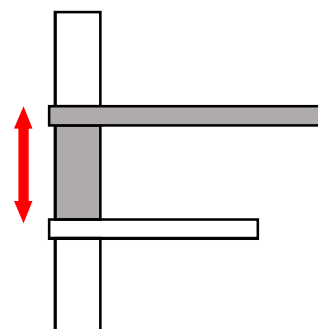
IMBALLO

Dim. 115x97x74 cm
 Peso: circa 190/250 kg.



MIN 205 ÷ MAX 240
 DIABLE T
 DIABLE T COLOR

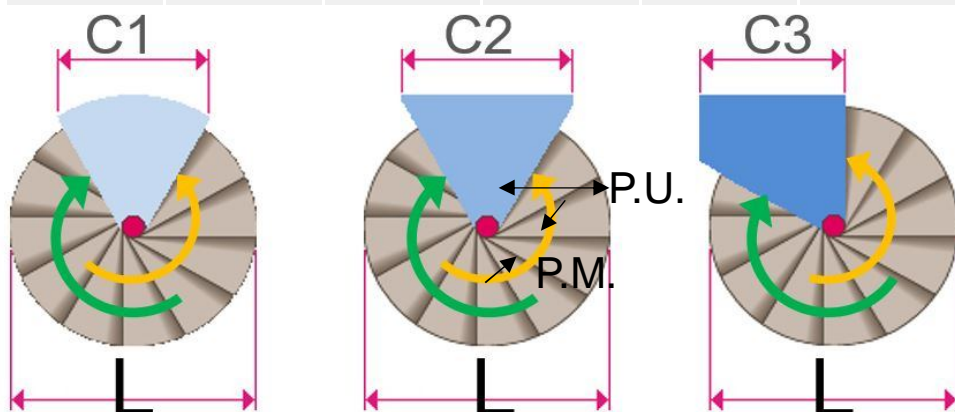
MIN 180 ÷ MAX 220
 DIABLE T MAXI



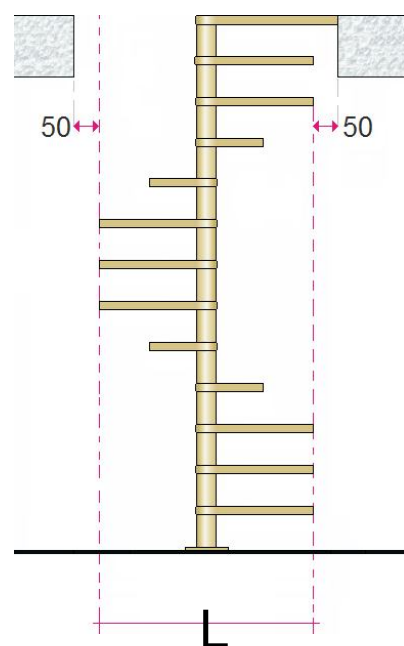
Dettagli tecnici

Technical details - Détails techniques
Technische Details - Ficha técnica

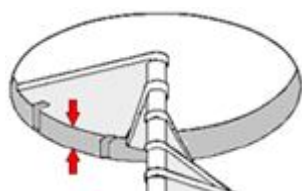
L	C1	C2	C3	P.U.	P.M.
Ø1100	622	729	601	430	144,9
Ø1200	675	787	649	480	157,9
Ø1300	722	846	696	530	170,8
Ø1400	773	904	743	580	165,7
Ø1500	823	962	791	630	177,4
Ø1600	873	1021	838	680	189,1



FORO, WELL, TRÊMIE, LOCH, HUECO



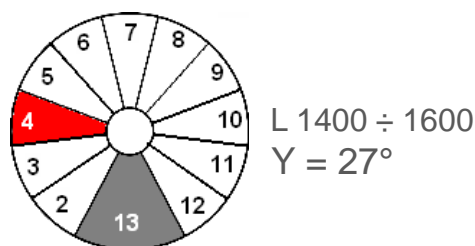
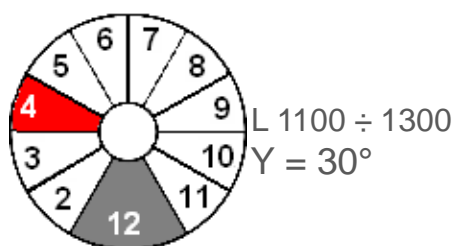
FISSAGGIO ARRIVO SBARCO, FIXING OF THE ARRIVAL LANDING, FIXATION DU PALIER D'ARRIVÉE, BEFESTIGUNG DES ANKUNFTSPODESTS



MIN 210

LEGNO, WOOD, BOIS, HOLZ, MADERA

APERTURA GRADINI, TREADS OPENING, OUVERTURE DES MARCHES, ÖFFNUNG DER STUFEN, APERTURA DE LOS ESCALONES



Faggio
Beech
Hêtre
Buche
Haya



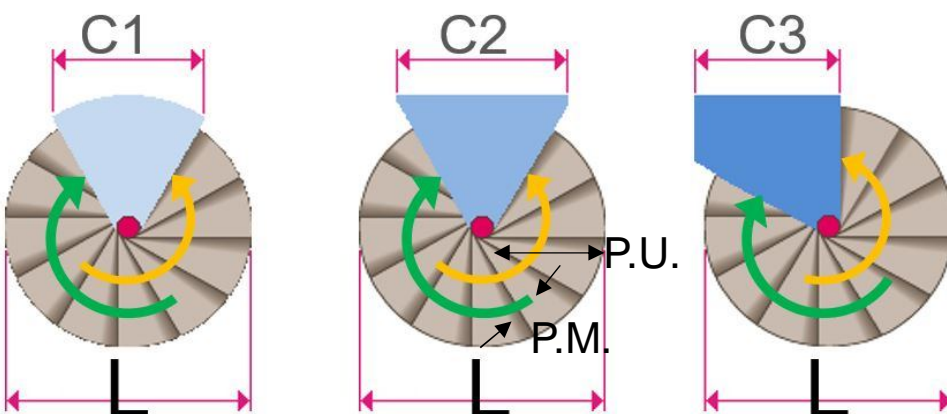
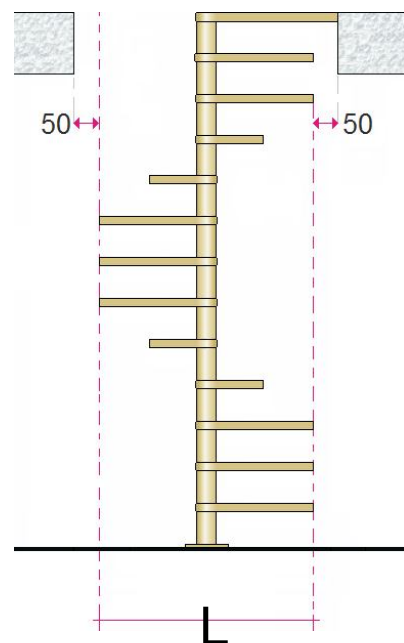
Rovere
Oak
Chêne
Eiche
Roble

Dettagli tecnici

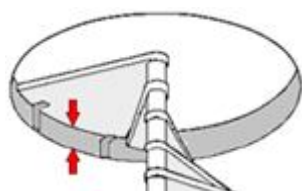
Technical details - Détails techniques
Technische Details - Ficha técnica

L	C1	C2	C3	P.U.	P.M.
Ø1700	948	1102	928	730	194,2
Ø1800	998	1160	978	780	205,2
Ø1900	1048	1218	1028	830	191,2
Ø2000	1099	1276	1078	870	200,9

FORO, WELL, TRÊMIE, LOCH, HUECO



FISSAGGIO ARRIVO SBARCO, FIXING OF THE ARRIVAL LANDING, FIXATION DU PALIER D'ARRIVÉE, BEFESTIGUNG DES ANKUNFTSPODESTS



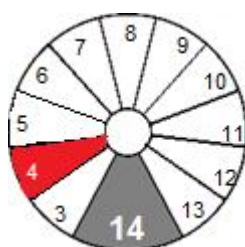
MIN 210

LEGNO, WOOD, BOIS, HOLZ, MADERA

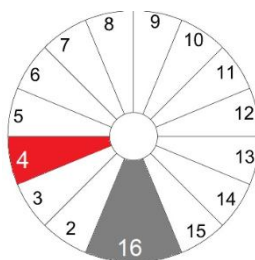


Faggio
Beech
Hêtre
Buche
Haya

APERTURA GRADINI, TREADS OPENING, OUVERTURE DES MARCHES, ÖFFNUNG DER STUFEN, APERTURA DE LOS ESCALONES



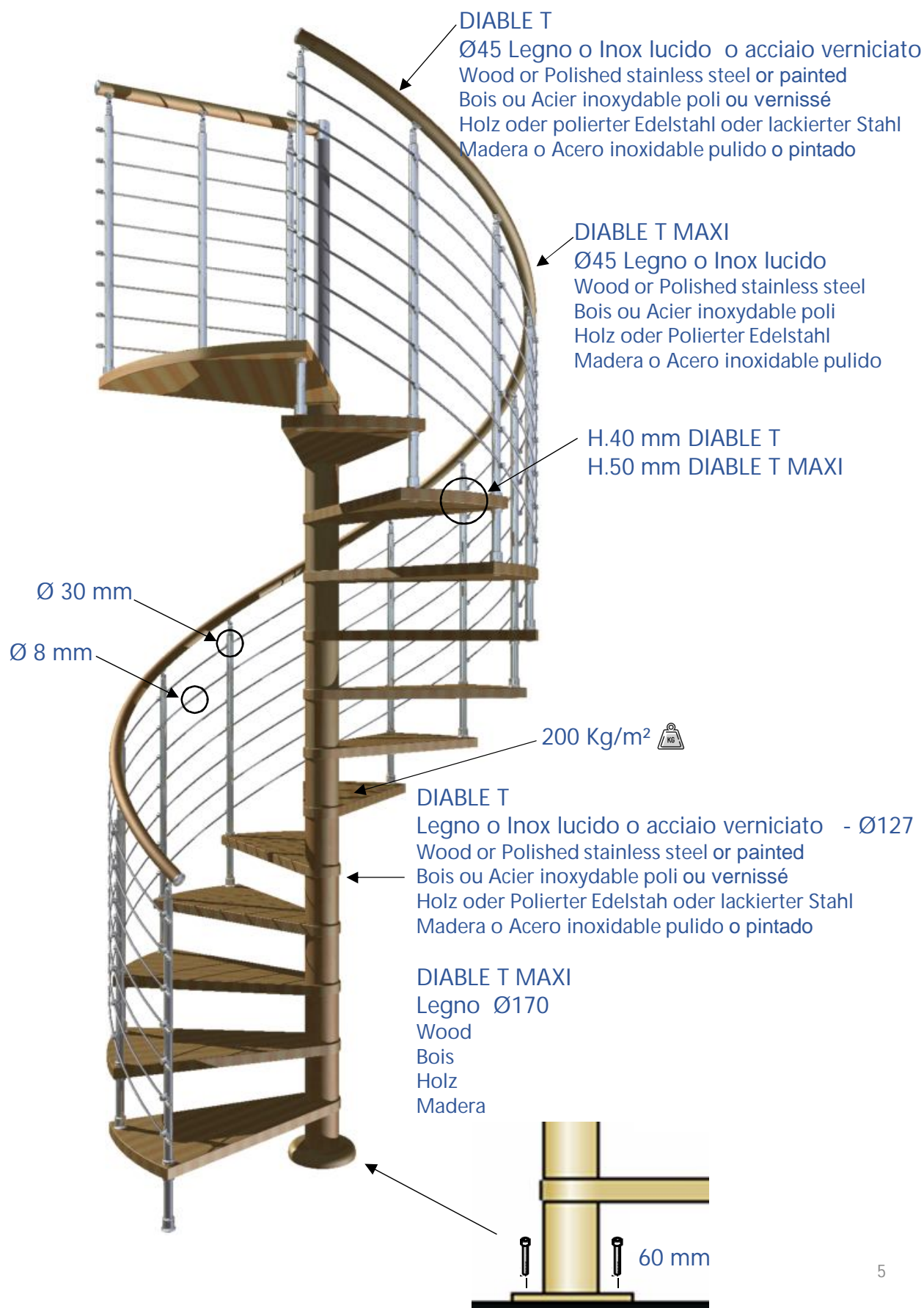
L 1700 ÷ 1800
Y = 25,5°



L 1900 ÷ 2000
Y = 22,5°

DIABLE T

DIABLE T Maxi



Ø45 Legno o acciaio verniciato
 Wood or Wood or painted steel
 Bois ou acier vernissé
 Holz oder lackierter Stahl
 Madera o acero pintado

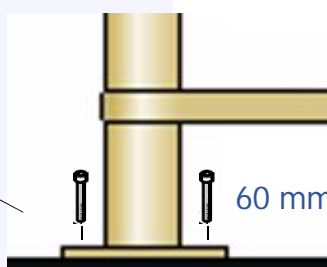

Ø 8 mm Tondini in acciaio verniciato
 Painted steel rods
 Barres en acier laqué
 Lackierte Stahlstäbe
 Varillas de acero pintadas

H.40 mm

Ø 30 mm

200 Kg/m² 

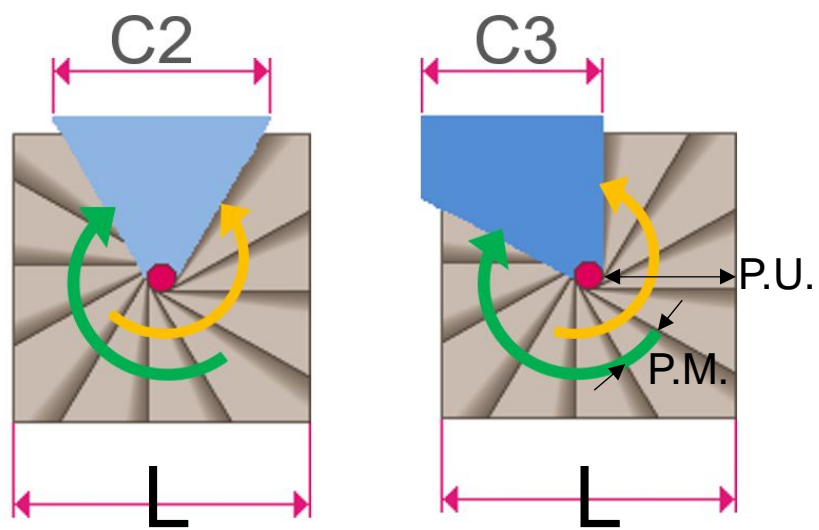
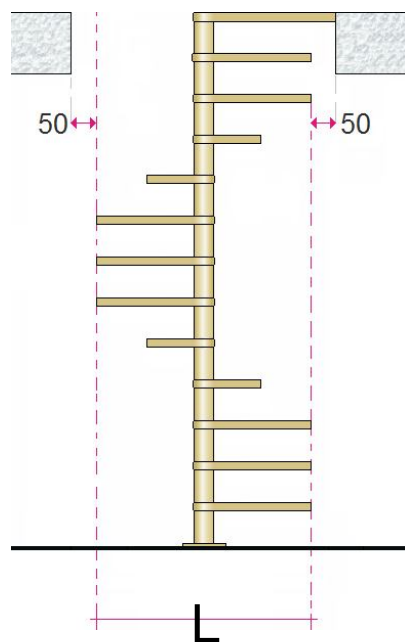
Acciaio verniciato - Ø127
 Painted steel
 Acier vernissé
 Lackierter Stahl
 Acero pintado



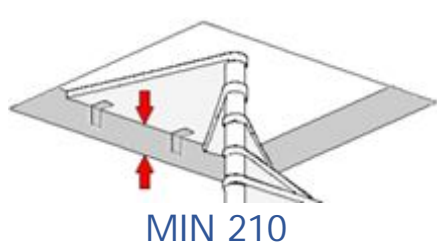
Dettagli tecnici
 Technical details - Détails techniques
 Technische Details - Ficha técnica

L	C1	C2	C3	P.U.	P.M.
Ø1120	622	729	601	430	144,9
Ø1220	675	787	649	480	157,9
Ø1320	722	846	696	530	170,8
Ø1420	773	904	743	580	165,7
Ø1520	823	962	791	630	177,4
Ø1620	873	1021	838	680	189,1

FORO, WELL, TRÉMIE, LOCH, HUECO



FISSAGGIO ARRIVO SBARCO, FIXING OF THE ARRIVAL LANDING,
 FIXATION DU PALIER D'ARRIVÉE, BEFESTIGUNG DES ANKUNFTSPODESTS

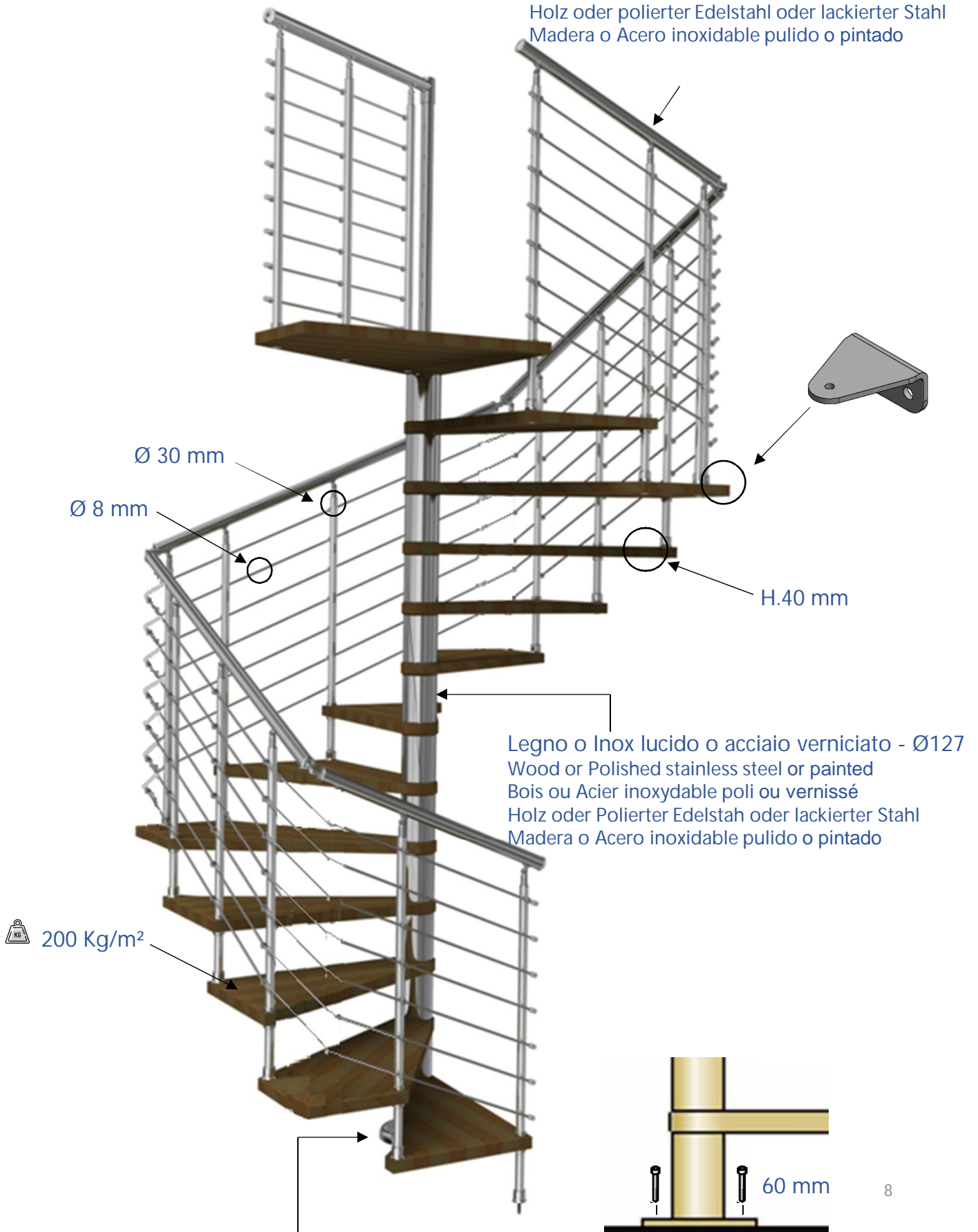


LEGNO, WOOD, BOIS, HOLZ, MADERA

Faggio
 Beech
 Hêtre
 Buche
 Haya

Rovere
 Oak
 Chêne
 Eiche
 Roble

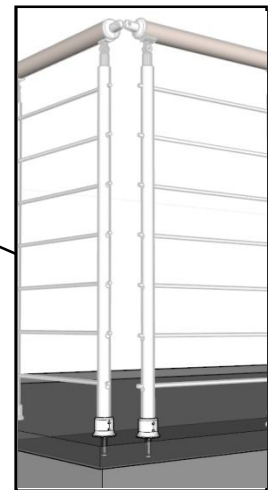
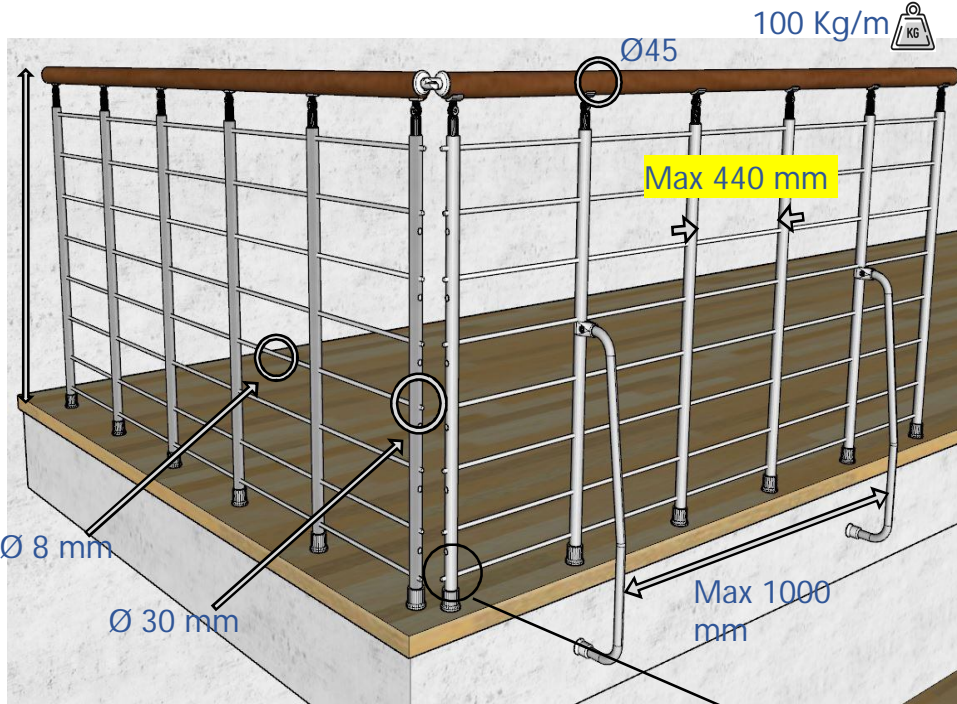
Ø45 Legno o Inox Lucido o acciaio verniciato
Wood or Polished stainless steel or painted
Bois ou Acier inoxydable poli ou vernissé
Holz oder polierter Edelstahl oder lackierter Stahl
Madera o Acero inoxidable pulido o pintado



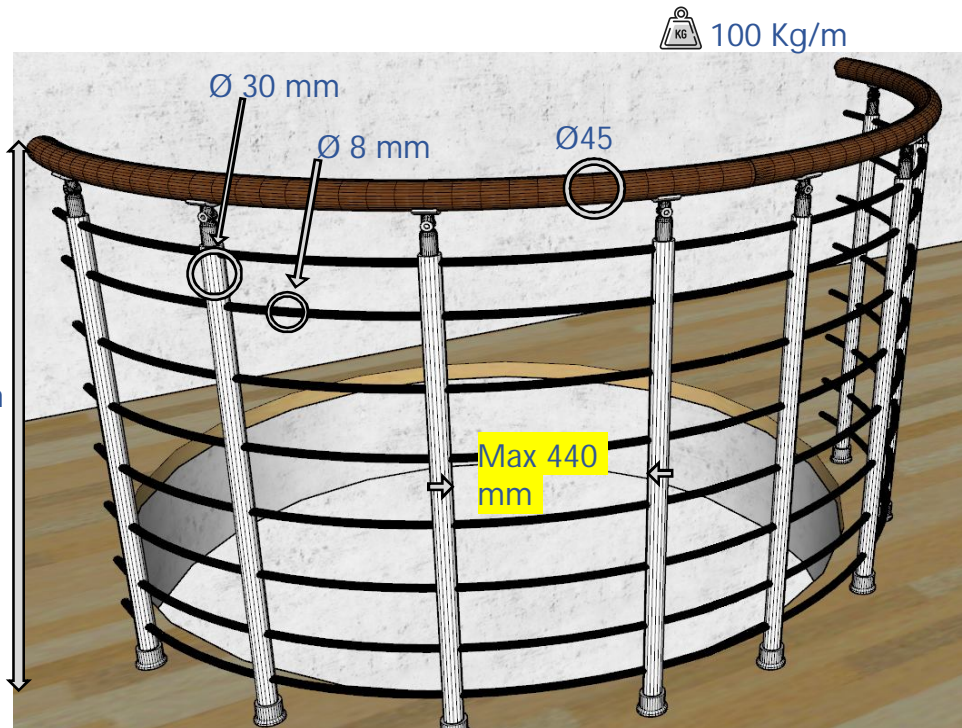
DIABLE T – Q

DIABLE T Maxi

Balaustra
 Balustrade – Balustrade
 Balustrade - Balaustrada



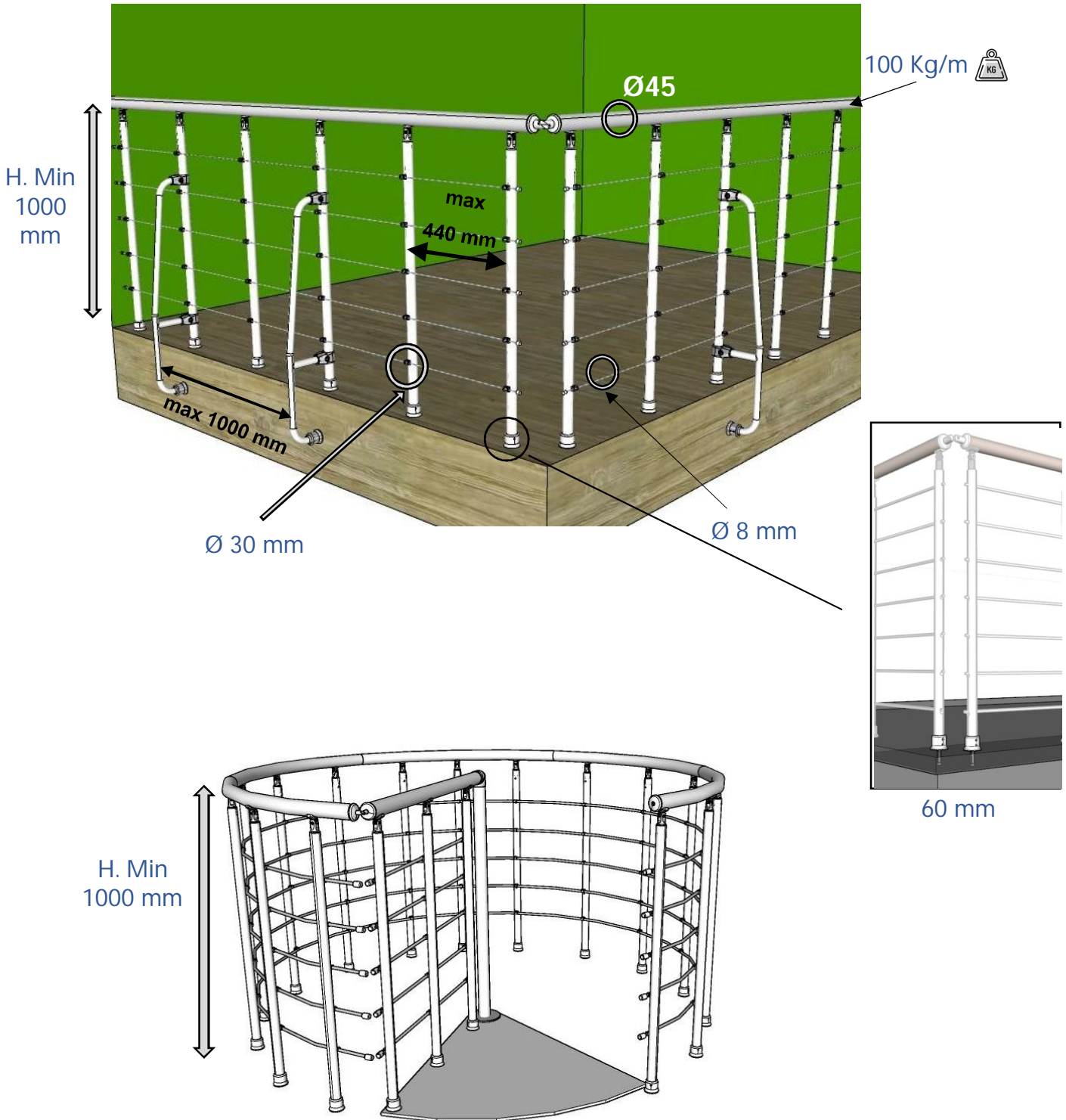
60 mm




H. Min
1000
mm

Balaustra

Balustrade - Balustrade
Balustrade - Balaustrada



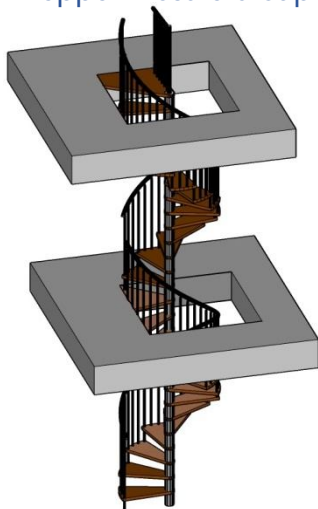
Sbarco su misura
 Landing on measure - Palier sur mesure
 Podest nach Maß - Desembarque personalizado



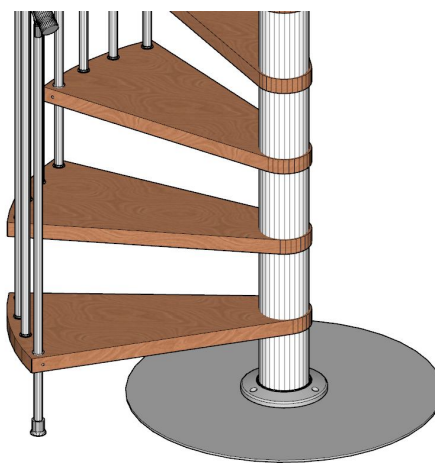
Corrimano a muro
 Wall handrail - Main courante au mur
 Wand-Handlauf, pasamanos de pared



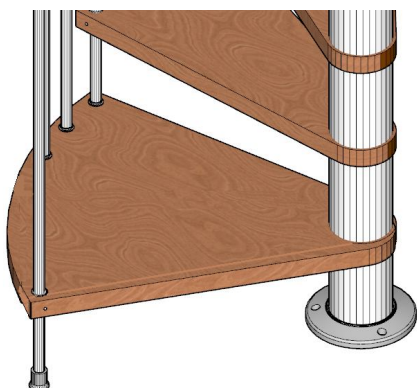
Scala sovrapposta
 Overlapping staircase - Escalier superposé,
 überlagerte Treppe - Escalera superpuesta



Piastra incollata
 Glued Plate - Plaque collée
 Geklebte Platte - Placa encolada



Pianerottolo tondo
 Round landing - Palier ronde
 Runde Podest - Desembarco redondo



Pianerottolo quadro
 Square landing - Palier carré
 Viereckiges Podest - Desembarco cuadrado

